



User Manual

PowerLine AV2 2000 Gigabit Passthrough Adapter

DHP-P700AV

Preface

D-Link reserves the right to revise this publication and to make changes to the content herein without obligation to notify any person or organization of such revisions or changes.

Manual Revisions

Revision	Date	Description
1.01	June 01, 2016	• Initial Release

Trademarks

D-Link and the D-Link logo are trademarks or registered trademarks of D-Link Corporation or its subsidiaries in the United States or other countries. All other company or product names mentioned herein are trademarks or registered trademarks of their respective companies.

Copyright © 2016 by D-Link Corporation, Inc.

All rights reserved. This publication may not be reproduced, in whole or in part, without prior expressed written permission from D-Link Corporation, Inc.

Power Usage

This device is an Energy Related Product (ErP) with High Network Availability (HiNA), and automatically switches to a power-saving Network Standby mode within 1 minute of no packets being transmitted. If it is not needed during certain periods of time, it can be unplugged to save energy.

Network Standby: 3.75 watts

Table of Contents

Product Overview	4
Package Contents.....	4
System Requirements.....	5
Introduction	6
Features.....	7
Hardware Overview.....	8
LEDs	8
Connection	9
Hardware Installation	10
Push Button Security.....	12
Setup Example.....	14
Powerline Installation Considerations	15
Important Safety Notes	16
Troubleshooting	17
Technical Specifications	18
Regulatory Statements	19

Product Overview

Package Contents

For DHP-P700AV:



D-Link DHP-P700AV PowerLine AV2 2000 Gigabit Passthrough Adapter



CAT5 Ethernet Cable



Quick Install Guide

If any of the above items are missing, please contact your reseller.

System Requirements

Hardware Requirements	<ul style="list-style-type: none">• A computer with 1.5 GHz processor• 1 GB of RAM• A computer with a 10/100/1000 Ethernet port
Network Requirements	<ul style="list-style-type: none">• An Ethernet-based cable or DSL modem• 10/100/1000 Ethernet clients

Features

Fast Data Transmission Over Electrical Wiring

The D-Link DHP-P700AV PowerLine AV2 2000 Gigabit Passthrough Adapter, compliant with the HomePlug AV2 standard, uses your home's existing electrical wiring to create a network or extend your existing one.¹ It supports up to 2000 Mbps data transfer speeds and transforms every power outlet into a potential network connection. Simply put, the DHP-P700AV gives you the freedom to access digital media devices, game consoles, print servers, computers, and network storage devices from anywhere in your home.

Ideal For Bandwidth-Intensive Applications

Featuring Multiple-Input Multiple-Output (MIMO) technology, the DHP-P700AV is capable of delivering HomePlug AV2 data transfer rates higher than the old standard. This rapid transmission speed makes it ideal for bandwidth-intensive applications, resulting in smooth HD video streaming, clear VoIP calls, and lag-free online gaming experiences. In addition, it supports Quality of Service (QoS) which prioritizes Internet traffic by type, letting you enjoy streaming multimedia with less stutter while simultaneously browsing the Web and downloading files. The combination of MIMO, QoS, and Gigabit speeds fills your need for a fast, high-performance network solution over electrical wiring.

Convenient Setup and Secure Operation

The DHP-P700AV features Plug and Play technology and plugs directly into a power outlet, removing the need for additional cables. Extend your home network by connecting multiple devices in the farthest corners of your home via Ethernet cable. For convenient setup, a secure connection can be quickly set up with the push of a button. The adapter implements 128-bit AES data encryption to protect the network from unauthorized wiretapping. With hassle-free Plug and Play installation, the DHP-P700AV is an ideal solution for creating a room-to-room home network.

¹Power outlets and electrical wiring must all be part of the same electrical system. Certain electrical conditions in your home, such as wiring condition and configuration, may affect the performance of this product. Additional D-Link Powerline AV adapters are required to add new devices to the network. A minimum of two D-Link Powerline AV Network Adapters are required to create a network. Connecting this product to a power strip with a surge protector may adversely affect the performance of this product. For best results, plug the adapter directly into a wall outlet.

Hardware Overview


LEDs



1	Power LED	A solid light indicates the device is powered on.
		A blinking light indicates it is in power saving mode or the Simple Connect button was pressed.
		An off light indicates that the device is powered off.
2	Powerline LED	A solid light indicates that a Powerline connection is established.
		An off light indicates that the device has not found any other compatible Powerline devices using the same encryption key.
		Green: The Powerline link rate is excellent.
		Amber: The Powerline link rate is good.
3	Ethernet LED	A solid light indicates a connection to an Ethernet-enabled device.
		An off light indicates there is no Ethernet connection.

Hardware Overview

Connection



1	Gigabit Ethernet Port	Connect a CAT5 Ethernet cable to your PC or Ethernet device.
2	Reset Button	Press and hold the button for five seconds to reset the device to factory default settings.
3	Simple Connect Button	Push this button to create a secure Powerline connection with another adapter.

Hardware Installation

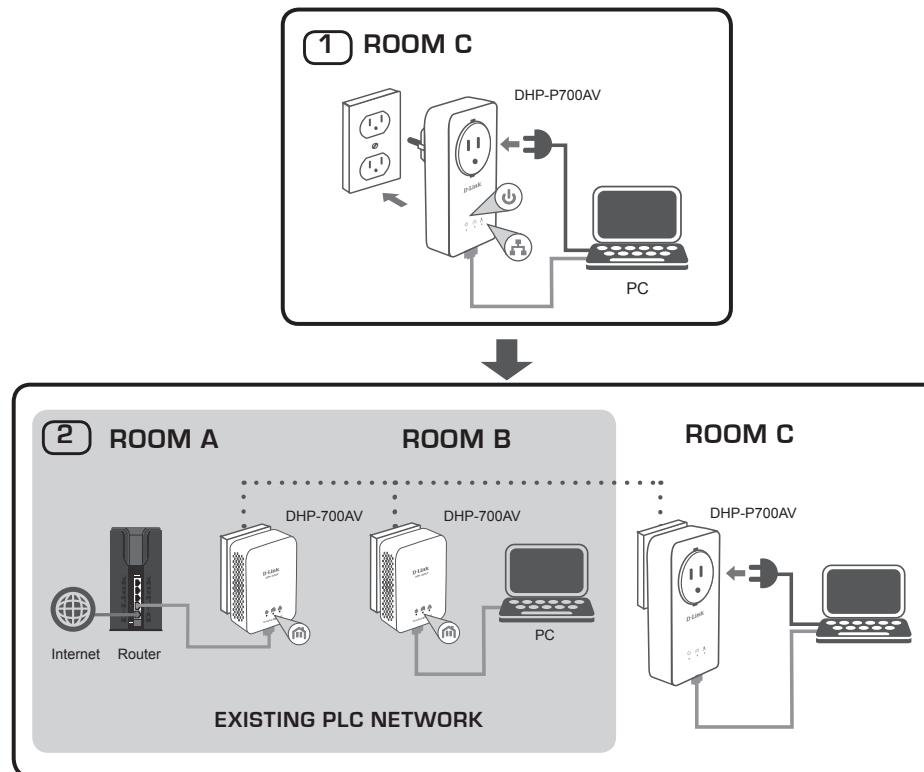
Power

Plug the DHP-P700AV into an AC wall outlet.

Note: Power supply is confirmed when the Power LED on the DHP-P700AV is illuminated.

Connect the Ethernet Cable

Connect the included Ethernet cable to the network cable connector located on the DHP-P700AV and attach the other end of the Ethernet cable to the network or a PC. Network connectivity is confirmed when the Ethernet LED on the DHP-P700AV is illuminated.



Push Button Security

Understanding PowerLine AV2 2000 Gigabit Passthrough Adapter Security

All DHP-P700AVs on the same network must use an identical encryption key. The default encryption key of each DHP-P700AV is **HomePlugAV**. All DHP-P700AVs using the default encryption key can communicate with each other.

For security reasons, it is highly recommended to create a private encryption key for your network. The private encryption key allows you to protect your network from unauthorized access via the Powerline network. To create a private encryption key to replace the default encryption key, please follow the steps below:

Step 1: Plug in all Adapters

Plug in all the adapters to be configured and make sure each device's encryption key is set to **HomePlugAV** (default value). If the encryption key is not set to the default value on any of the devices, press the reset button for five seconds to reset it to the default value.

Step 2: First Adapter

Press the Simple Connect button on the first adapter for no more than three seconds.

The Power LED will start blinking when you release the button. The adapter will create a private, randomly generated encryption key that each DHP-P700AV will use.

Step 3: Second Adapter

Within two minutes of pushing the Simple Connect button on the first adapter, press the Simple Connect button on the second adapter in your Powerline network for no more than three seconds. The Power LED will start blinking when you release the button.

Note: Both Simple Connect buttons must be pressed within two minutes.

Step 4: Adding More Adapters (Optional)

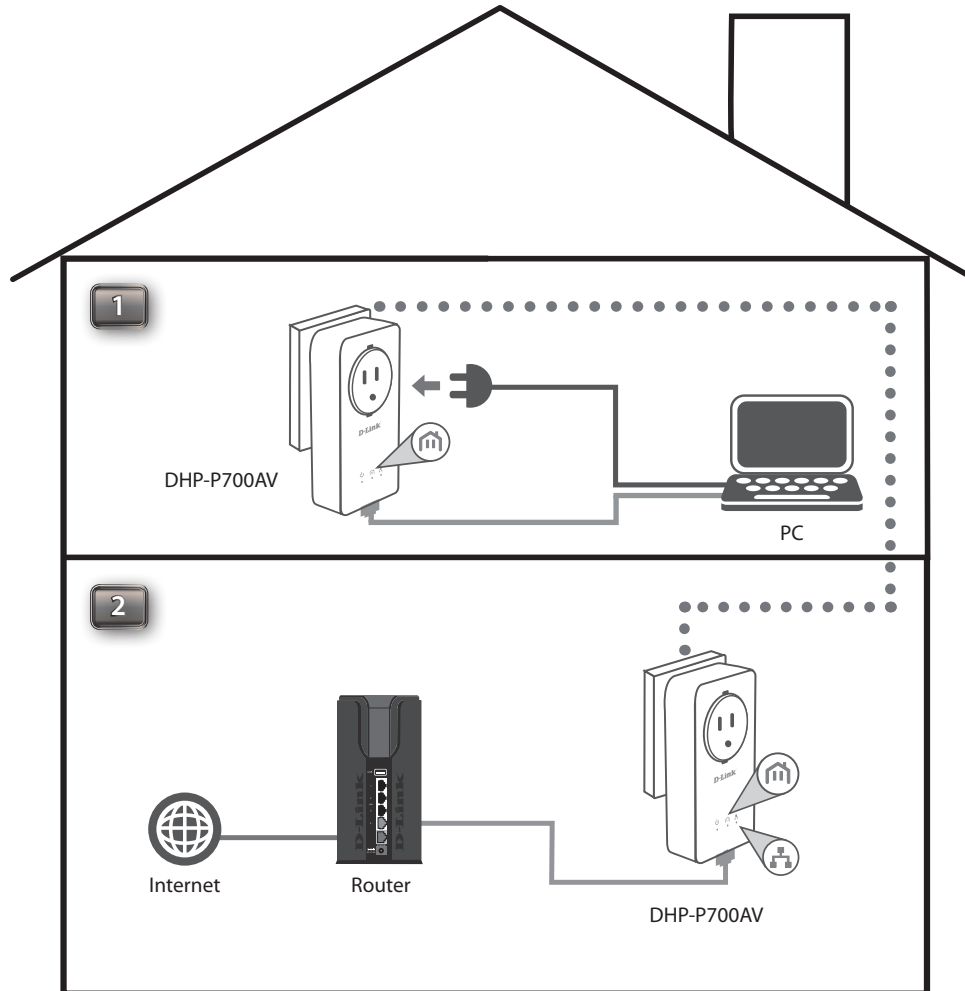
If you would like to add more than two adapters, press the Simple Connect button of the additional adapter for no more than three seconds. The Power LED will start blinking after you release the button.

Then press the Simple Connect button of any adapter in your existing Powerline network for no more than three seconds. The Power LED will start blinking after you release the button.

After performing the steps above, your Powerline network will be securely configured with the same network encryption key. The adapters will store the security settings even if they are unplugged.

Note: To change the private encryption key, please reset the adapter back to its default value by pressing the reset button for five seconds, then follow the security setup procedure above.

Setup Example



Powerline Installation Considerations

Plan the location of your Powerline devices:

1. Connect Powerline devices to electrical outlets that are not controlled by a wall switch to avoid accidentally turning off power to the device.
2. Do not connect the Powerline devices to an extension cord, surge protector, or power strip as this might prevent it from working correctly, or reduce the network performance.
3. Avoid using the Powerline devices in an electrical outlet that is located near an appliance that uses a lot of power, such as a washer or dryer, or a refrigerator. This may prevent the adapter from working correctly, or negatively impact network performance.
4. Verify that your Powerline devices are electrically rated to operate with the power available in your location.
5. To help prevent electrical shock, be sure to plug the power cables into properly grounded electrical outlets.
6. The Powerline device is designed to help ensure proper grounding. Do not use adapter plugs or remove the grounding prong from the device.



Important Safety Notes

Please read all of the safety and operating instructions before using your device:

1. Do not open the device or attempt to repair or service the device.
2. Ensure that the device is plugged into the wall in a vertical position, with the ports facing down.
3. Use the device in a dry location, and avoid placing it in humid environments.
4. Do not submerge the device in liquid or attempt to clean it with liquids or solvents. To clean the device, disconnect it from the power outlet and use a damp towel.
5. Keep the device out of direct sunlight.
6. Do not cover or block the vents on the device.
7. Make sure that the device has adequate room for ventilation.
8. Avoid placing the device near a heater or radiator.

Troubleshooting

This section provides solutions to problems that can occur during the installation and operation of the DHP-P700AV. Verify connectivity by checking the LEDs for solid link lights on the device (Please refer to “LEDs” on page 8 for more details). Read the following descriptions if you are having problems.

1. The Power LED is off:

Please make sure that power to the electrical outlet is on, and you have not plugged the DHP-P700AV into an extension cord, power strip, or surge protector.

2. I can't connect to my network via the Powerline device (Powerline LED is off):

Check that all of your Powerline devices are using the same encryption key. To be sure, press the Reset button on each device for five seconds to return the adapter to its factory default settings.

3. The network connection is slow (Powerline LED is amber or red):

You can relocate the Powerline devices closer together to improve performance.

4. I can't get an Ethernet connection working through the DHP-P700AV (Ethernet LED is off) :

Check your Ethernet cables and make sure they are plugged in securely; then reset all of the adapters and run through the setup process again.

Technical Specifications

General	Powerline Interface	• Power plug (country-dependent)		
	Ethernet Interface	• RJ-45 Gigabit Ethernet LAN port		
Functionality	Standards	<ul style="list-style-type: none"> • IEEE 802.3 • IEEE 802.3x • IEEE 1901 	<ul style="list-style-type: none"> • Supports auto negotiation • Supports auto MDI/MDIX • HomePlug AV2 	
	Security	• 128-bit AES data encryption		
	LEDs	<ul style="list-style-type: none"> • Power • Ethernet 	• Powerline	
	Powerline Modulation Scheme	• OFDM symbol modulation		
	Powerline Frequency Band	• 2 MHz to 86 MHz		
	Data Rate	• Ethernet: 10/100/1000 Mbps (auto negotiation)	• Powerline: Up to 2000 Mbps (PHY rate) ¹	
Physical	Dimensions	• 119.0 x 60.0 x 37.7 mm (4.68 x 2.36 x 1.48 inches)		
	Weight	• 210 grams (0.46 lbs)		
	Passthrough Power Socket	<ul style="list-style-type: none"> • EU Type: 250 V/16 A Maximum • UK Type: 250 V/13 A Maximum • FR Type: 250 V/16 A Maximum 	<ul style="list-style-type: none"> • US Type: 125 V/15 A Maximum • AU Type: 250 V/10 A Maximum 	
	AC Input	<ul style="list-style-type: none"> • EU Type: 100-250 V AC, 50/60 Hz, 16 A • UK Type: 100-250 V AC, 50/60 Hz, 13 A • FR Type: 100-250 V AC, 50/60 Hz, 16 A 	<ul style="list-style-type: none"> • US Type: 100-125 V AC, 50/60 Hz, 15 A • AU Type: 100-250 V AC, 50/60 Hz, 10 A 	
	Power Consumption	<ul style="list-style-type: none"> • Maximum: 4.36 W • Network Standby: 3.75 W 	• Power Saving: 0.22 W	
	Temperature	• Operating: 0 to 40 °C (32 to 104 °F)	• Storage: -20 to 65 °C (-4 to 149 °F)	
	Humidity	• Operating: 10% to 90% non-condensing	• Storage: 5% to 95% non-condensing	
	Certifications	<ul style="list-style-type: none"> • CE • FCC 	<ul style="list-style-type: none"> • UL • CE/LVD 	

¹ Maximum throughput is based on theoretical transmission PHY rate. Actual data throughput will vary. Network conditions and environmental factors, including volume of traffic and network overhead, may lower actual data throughput rate. Interference from devices that emit electrical noise, such as vacuum cleaners and hair dryers, may adversely affect the performance of this product. This product may interfere with devices such as lighting systems that have a dimmer switch or a touch-sensitive on/off feature, short wave radios, or other Powerline devices that do not follow the HomePlug AV standard.

² Power outlets and electrical wiring must all be part of the same electrical system. Certain electrical conditions in your home, such as wiring condition and configuration, may affect the performance of this product. Additional D-Link Powerline AV series products are required to add new devices to the network. A minimum of two D-Link Powerline AV series products are required to create a network. Connecting this product to a power strip with a surge protector may adversely affect the performance of this product. For best results, plug the adapter directly into a wall outlet.

Regulatory Statements

Federal Communication Commission Interference Statement

This equipment has been tested and found to comply with the limits for a Class B digital device, pursuant to Part 15 of the FCC Rules. These limits are designed to provide reasonable protection against harmful interference in a residential installation. This equipment generates, uses and can radiate radio frequency energy and, if not installed and used in accordance with the instructions, may cause harmful interference to radio communications. However, there is no guarantee that interference will not occur in a particular installation. If this equipment does cause harmful interference to radio or television reception, which can be determined by turning the equipment off and on, the user is encouraged to try to correct the interference by one of the following measures:

- Reorient or relocate the receiving antenna.
- Increase the separation between the equipment and receiver.
- Connect the equipment into an outlet on a circuit different from that to which the receiver is connected.
- Consult the dealer or an experienced radio/TV technician for help.

Non-modifications Statement:

Any changes or modifications not expressly approved by the party responsible for compliance could void the user's authority to operate this equipment.

Caution:

This device complies with Part 15 of the FCC Rules. Operation is subject to the following two conditions:

- (1) This device may not cause harmful interference, and
- (2) this device must accept any interference received, including interference that may cause undesired operation.

Industry Canada Statement:

This device complies with Industry Canada licence-exempt RSS standard(s). Operation is subject to the following two conditions:

- (1) this device may not cause interference, and
- (2) this device must accept any interference, including interference that may cause undesired operation of the device.

Le présent appareil est conforme aux CNR d'Industrie Canada applicables aux appareils radio exempts de licence. L'exploitation est autorisée aux deux conditions suivantes:

- (1) l'appareil ne doit pas produire de brouillage, et
- (2) l'utilisateur de l'appareil doit accepter tout brouillage radioélectrique subi, même si le brouillage est susceptible d'en compromettre le fonctionnement.

CE EMI Class B Warning

Warning: This is a class B product. In a domestic environment this product may cause radio interference in which case the user may be required to take adequate measures.

Disposing of and Recycling Your Product

ENGLISH

EN



This symbol on the product or packaging means that according to local laws and regulations this product should be not be disposed of in household waste but sent for recycling. Please take it to a collection point designated by your local authorities once it has reached the end of its life, some will accept products for free. By recycling the product and its packaging in this manner you help to conserve the environment and protect human health.

D-Link and the Environment

At D-Link, we understand and are committed to reducing any impact our operations and products may have on the environment. To minimise this impact D-Link designs and builds its products to be as environmentally friendly as possible, by using recyclable, low toxic materials in both products and packaging.

D-Link recommends that you always switch off or unplug your D-Link products when they are not in use. By doing so you will help to save energy and reduce CO2 emissions.

To learn more about our environmentally responsible products and packaging please visit www.dlinkgreen.com.

DEUTSCH

DE



Dieses Symbol auf dem Produkt oder der Verpackung weist darauf hin, dass dieses Produkt gemäß bestehender örtlicher Gesetze und Vorschriften nicht über den normalen Hausmüll entsorgt werden sollte, sondern einer Wiederverwertung zuzuführen ist. Bringen Sie es bitte zu einer von Ihrer Kommunalbehörde entsprechend amtlich ausgewiesenen Sammelstelle, sobald das Produkt das Ende seiner Nutzungsdauer erreicht hat. Für die Annahme solcher Produkte erheben einige dieser Stellen keine Gebühren. Durch ein auf diese Weise durchgeführtes Recycling des Produkts und seiner Verpackung helfen Sie, die Umwelt zu schonen und die menschliche Gesundheit zu schützen.

D-Link und die Umwelt

D-Link ist sich den möglichen Auswirkungen seiner Geschäftstätigkeiten und seiner Produkte auf die Umwelt bewusst und fühlt sich verpflichtet, diese entsprechend zu mindern. Zu diesem Zweck entwickelt und stellt D-Link seine Produkte mit dem Ziel größtmöglicher Umweltfreundlichkeit her und verwendet wiederverwertbare, schadstoffarme Materialien bei Produktherstellung und Verpackung.

D-Link empfiehlt, Ihre Produkte von D-Link, wenn nicht in Gebrauch, immer auszuschalten oder vom Netz zu nehmen. Auf diese Weise helfen Sie, Energie zu sparen und CO2-Emissionen zu reduzieren.

Wenn Sie mehr über unsere umweltgerechten Produkte und Verpackungen wissen möchten, finden Sie entsprechende Informationen im Internet unter www.dlinkgreen.com.

FRANÇAIS

FR



Ce symbole apposé sur le produit ou son emballage signifie que, conformément aux lois et réglementations locales, ce produit ne doit pas être éliminé avec les déchets domestiques mais recyclé. Veuillez le rapporter à un point de collecte prévu à cet effet par les autorités locales; certains accepteront vos produits gratuitement. En recyclant le produit et son emballage de cette manière, vous aidez à préserver l'environnement et à protéger la santé de l'homme.

D-Link et l'environnement

Chez D-Link, nous sommes conscients de l'impact de nos opérations et produits sur l'environnement et nous engageons à le réduire. Pour limiter cet impact, D-Link conçoit et fabrique ses produits de manière aussi écologique que possible, en utilisant des matériaux recyclables et faiblement toxiques, tant dans ses produits que ses emballages.

D-Link recommande de toujours éteindre ou débrancher vos produits D-Link lorsque vous ne les utilisez pas. Vous réaliserez ainsi des économies d'énergie et réduirez vos émissions de CO2.

Pour en savoir plus sur les produits et emballages respectueux de l'environnement, veuillez consulter le www.dlinkgreen.com.

ESPAÑOL

ES



Este símbolo en el producto o el embalaje significa que, de acuerdo con la legislación y la normativa local, este producto no se debe desechar en la basura doméstica sino que se debe reciclar. Llévelo a un punto de recogida designado por las autoridades locales una vez que ha llegado al fin de su vida útil; algunos de ellos aceptan recogerlos de forma gratuita. Al reciclar el producto y su embalaje de esta forma, contribuye a preservar el medio ambiente y a proteger la salud de los seres humanos.

D-Link y el medio ambiente

En D-Link, comprendemos y estamos comprometidos con la reducción del impacto que puedan tener nuestras actividades y nuestros productos en el medio ambiente. Para reducir este impacto, D-Link diseña y fabrica sus productos para que sean lo más ecológicos posible, utilizando materiales reciclables y de baja toxicidad tanto en los productos como en el embalaje.

D-Link recomienda apagar o desenchufar los productos D-Link cuando no se estén utilizando. Al hacerlo, contribuirá a ahorrar energía y a reducir las emisiones de CO2.

Para obtener más información acerca de nuestros productos y embalajes ecológicos, visite el sitio www.dlinkgreen.com.

ITALIANO

IT



La presenza di questo simbolo sul prodotto o sulla confezione del prodotto indica che, in conformità alle leggi e alle normative locali, questo prodotto non deve essere smaltito nei rifiuti domestici, ma avviato al riciclo. Una volta terminato il ciclo di vita utile, portare il prodotto presso un punto di raccolta indicato dalle autorità locali. Alcuni questi punti di raccolta accettano gratuitamente i prodotti da riciclare. Scegliendo di riciclare il prodotto e il relativo imballaggio, si contribuirà a preservare l'ambiente e a salvaguardare la salute umana.

D-Link e l'ambiente

D-Link cerca da sempre di ridurre l'impatto ambientale dei propri stabilimenti e dei propri prodotti. Allo scopo di ridurre al minimo tale impatto, D-Link progetta e realizza i propri prodotti in modo che rispettino il più possibile l'ambiente, utilizzando materiali riciclabili a basso tasso di tossicità sia per i prodotti che per gli imballaggi.

D-Link raccomanda di spegnere sempre i prodotti D-Link o di scollegarne la spina quando non vengono utilizzati. In questo modo si contribuirà a risparmiare energia e a ridurre le emissioni di anidride carbonica.

Per ulteriori informazioni sui prodotti e sugli imballaggi D-Link a ridotto impatto ambientale, visitate il sito all'indirizzo www.dlinkgreen.com.

NEDERLANDS

NL



Dit symbool op het product of de verpakking betekent dat dit product volgens de plaatselijke wetgeving niet mag worden weggegooid met het huishoudelijk afval, maar voor recyclage moeten worden ingeleverd. Zodra het product het einde van de levensduur heeft bereikt, dient u het naar een inzamelpunt te brengen dat hiertoe werd aangeduid door uw plaatselijke autoriteiten, sommige autoriteiten accepteren producten zonder dat u hiervoor dient te betalen. Door het product en de verpakking op deze manier te recyclen helpt u het milieu en de gezondheid van de mens te beschermen.

D-Link en het milieu

Bij D-Link spannen we ons in om de impact van onze handelingen en producten op het milieu te beperken. Om deze impact te beperken, ontwerpt en bouwt D-Link zijn producten zo milieuvriendelijk mogelijk, door het gebruik van recycleerbare producten met lage toxiciteit in product en verpakking.

D-Link raadt aan om steeds uw D-Link producten uit te schakelen of uit de stekker te halen wanneer u ze niet gebruikt. Door dit te doen bespaart u energie en beperkt u de CO₂-emissies.

Breng een bezoek aan www.dlinkgreen.com voor meer informatie over onze milieuverantwoorde producten en verpakkingen.

POLSKI**PL**

Ten symbol umieszczony na produkcie lub opakowaniu oznacza, że zgodnie z miejscowym prawem i lokalnymi przepisami niniejszego produktu nie wolno wyrzucać jak odpady czy śmieci z gospodarstwa domowego, lecz należy go poddać procesowi recyklingu. Po zakończeniu użytkowania produktu, niektóre odpowiednie do tego celu podmioty przyjmą takie produkty nieodpłatnie, dlatego prosimy dostarczyć go do punktu zbiórki wskazanego przez lokalne władze. Poprzez proces recyklingu i dzięki takiemu postępowaniu z produktem oraz jego opakowaniem, pomogą Państwo chronić środowisko naturalne i dbać o ludzkie zdrowie.

D-Link i środowisko

D-Link podchodzimy w sposób świadomy do ochrony otoczenia oraz jesteśmy zaangażowani w zmniejszanie wpływu naszych działań i produktów na środowisko naturalne. W celu zminimalizowania takiego wpływu firma D-Link konstruuje i wytwarza swoje produkty w taki sposób, aby były one jak najbardziej przyjazne środowisku, stosując do tych celów materiały nadające się do powtórnego wykorzystania, charakteryzujące się małą toksycznością zarówno w przypadku samych produktów jak i opakowań.

Firma D-Link zaleca, aby Państwo zawsze prawidłowo wyłączali z użytku swoje produkty D-Link, gdy nie są one wykorzystywane. Postępując w ten sposób pozwalają Państwo oszczędzać energię i zmniejszać emisje CO₂.

Aby dowiedzieć się więcej na temat produktów i opakowań mających wpływ na środowisko prosimy zapoznać się ze stroną Internetową www.dlinkgreen.com.

ČESKY**CZ**

Tento symbol na výrobku nebo jeho obalu znamená, že podle místně platných předpisů se výrobek nesmí vyhazovat do komunálního odpadu, ale odeslat k recyklaci. Až výrobek doslouží, odneste jej prosím na sběrné místo určené místními úřady k tomuto účelu. Některá sběrná místa přijímají výrobky zdarma. Recyklací výrobku i obalu pomáháte chránit životní prostředí i lidské zdraví.

D-Link a životní prostředí

Ve společnosti D-Link jsme si vědomi vlivu našich provozů a výrobků na životní prostředí a snažíme se o minimalizaci těchto vlivů. Proto své výrobky navrhujeme a vyrábíme tak, aby byly co nejekologičtější, a ve výrobcích i obalech používáme recyklovatelné a nízkotoxické materiály.

Společnost D-Link doporučuje, abyste své výrobky značky D-Link vypnuli nebo vytáhli ze zásuvky vždy, když je nepoužíváte. Pomůžete tak šetřit energii a snížit emise CO₂.

Více informací o našich ekologických výrobcích a obalech najdete na adrese www.dlinkgreen.com.

MAGYAR

HU



Ez a szimbólum a terméken vagy a csomagoláson azt jelenti, hogy a helyi törvényeknek és szabályoknak megfelelően ez a termék nem semmisíthető meg a háztartási hulladékkal együtt, hanem újrahasznosításra kell küldeni. Kérjük, hogy a termék élettartamának elteltét követően vigye azt a helyi hatóság által kijelölt gyűjtőhelyre. A termékek egyes helyeken ingyen elhelyezhetők. A termék és a csomagolás újrahasznosításával segíti védeni a környezetet és az emberek egészségét.

A D-Link és a környezet

A D-Linknél megértjük és elköteleztünk vagyunk a műveleteink és termékeink környezetre gyakorolt hatásainak csökkentésére. Az ezen hatás csökkentése érdekében a D-Link a lehető leginkább környezetbarát termékeket tervez és gyárt azáltal, hogy újrahasznosítható, alacsony károsanyag-tartalmú termékeket gyárt és csomagolásokat alkalmaz.

A D-Link azt javasolja, hogy mindig kapcsolja ki vagy húzza ki a D-Link termékeket a tápforrásból, ha nem használja azokat. Ezzel segít az energia megtakarításában és a széndioxid kibocsátásának csökkentésében.

Környezetbarát termékeinkről és csomagolásainkról további információkat a www.dlinkgreen.com weboldalon tudhat meg.

NORSK

NO



Dette symbolet på produktet eller forpakningen betyr at dette produktet ifølge lokale lover og forskrifter ikke skal kastes sammen med husholdningsavfall, men leveres inn til gjenvinning. Vennligst ta det til et innsamlingssted anvist av lokale myndigheter når det er kommet til slutten av levetiden. Noen steder aksepteres produkter uten avgift. Ved på denne måten å gjenvinne produktet og forpakningen hjelper du å verne miljøet og beskytte folks helse.

D-Link og miljøet

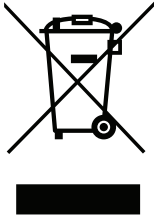
Hos D-Link forstår vi oss på og er forpliktet til å minske innvirkningen som vår drift og våre produkter kan ha på miljøet. For å minimalisere denne innvirkningen designer og lager D-Link produkter som er så miljøvennlig som mulig, ved å bruke resirkulerbare, lav-toksiske materialer både i produktene og forpakningen.

D-Link anbefaler at du alltid slår av eller frakobler D-Link-produkter når de ikke er i bruk. Ved å gjøre dette hjelper du å spare energi og å redusere CO2-utslipp.

For mer informasjon angående våre miljøansvarlige produkter og forpakninger kan du gå til www.dlinkgreen.com.

DANSK

DK



Dette symbol på produktet eller emballagen betyder, at dette produkt i henhold til lokale love og regler ikke må bortskaffes som husholdningsaffald, mens skal sendes til genbrug. Indlever produktet til et indsamlingssted som angivet af de lokale myndigheder, når det er nået til slutningen af dets levetid. I nogle tilfælde vil produktet blive modtaget gratis. Ved at indlevere produktet og dets emballage til genbrug på denne måde bidrager du til at beskytte miljøet og den menneskelige sundhed.

D-Link og miljøet

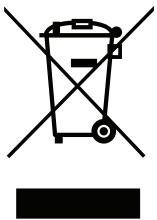
Hos D-Link forstår vi og bestræber os på at reducere enhver indvirkning, som vores aktiviteter og produkter kan have på miljøet. For at minimere denne indvirkning designer og producerer D-Link sine produkter, så de er så miljøvenlige som muligt, ved at bruge genanvendelige materialer med lavt giftighedsniveau i både produkter og emballage.

D-Link anbefaler, at du altid slukker eller frakobler dine D-Link-produkter, når de ikke er i brug. Ved at gøre det bidrager du til at spare energi og reducere CO₂-udledningerne.

Du kan finde flere oplysninger om vores miljømæssigt ansvarlige produkter og emballage på www.dlinkgreen.com.

SUOMI

FI



Tämä symboli tuotteen pakkauksessa tarkoittaa, että paikallisten lakien ja säännösten mukaisesti tätä tuotetta ei pidä hävittää yleisen kotitalousjätteen seassa vaan se tulee toimittaa kierrätettäväksi. Kun tuote on elinkaarensa päässä, toimita se lähimpään viranomaisten hyväksymään kierrätyspisteeseen. Kierrättämällä käytetyn tuotteen ja sen pakkauksen autat tukemaan sekä ympäristön että ihmisten terveyttä ja hyvinvointia.

D-Link ja ympäristö

D-Link ymmärtää ympäristönsuojelun tärkeyden ja on sitoutunut vähentämään tuotteistaan ja niiden valmistuksesta ympäristölle mahdollisesti aiheutuvia haittavaikutuksia. Nämä negatiiviset vaikutukset minimoidakseen D-Link suunnittelee ja valmistaa tuotteensa mahdollisimman ympäristöystävällisiksi käyttämällä kierrätettäviä, alhaisia pitoisuuksia haitallisia aineita sisältäviä materiaaleja sekä tuotteissaan että niiden pakkauksissa.

Suosittellemme, että irrotat D-Link-tuotteesi virtalähteestä tai sammutat ne aina, kun ne eivät ole käytössä. Toimimalla näin autat säästämään energiaa ja vähentämään hiilidioksiidipäästöjä.

Lue lisää ympäristöystävällisistä D-Link-tuotteista ja pakkauksistamme osoitteesta www.dlinkgreen.com.

SVENSKA

SE



Den här symbolen på produkten eller förpackningen betyder att produkten enligt lokala lagar och föreskrifter inte skall kastas i hushållssoporna utan i stället återvinnas. Ta den vid slutet av dess livslängd till en av din lokala myndighet utsedd uppsamlingsplats, vissa accepterar produkter utan kostnad. Genom att på detta sätt återvinna produkten och förpackningen hjälper du till att bevara miljön och skydda människors hälsa.

D-Link och miljön

På D-Link förstår vi och är fast beslutna att minska den påverkan våra verksamheter och produkter kan ha på miljön. För att minska denna påverkan utformar och bygger D-Link sina produkter för att de ska vara så miljövänliga som möjligt, genom att använda återvinningsbara material med låg gifthalt i både produkter och förpackningar.

D-Link rekommenderar att du alltid stänger av eller kopplar ur dina D-Link produkter när du inte använder dem. Genom att göra detta hjälper du till att spara energi och minska utsläpp av koldioxid.

För mer information om våra miljöansvariga produkter och förpackningar www.dlinkgreen.com.

PORTUGUÊS

PT



Este símbolo no produto ou embalagem significa que, de acordo com as leis e regulamentações locais, este produto não deverá ser eliminado juntamente com o lixo doméstico mas enviado para a reciclagem. Transporte-o para um ponto de recolha designado pelas suas autoridades locais quando este tiver atingido o fim da sua vida útil, alguns destes pontos aceitam produtos gratuitamente. Ao reciclar o produto e respectiva embalagem desta forma, ajuda a preservar o ambiente e protege a saúde humana.

A D-Link e o ambiente

Na D-Link compreendemos e comprometemo-nos com a redução do impacto que as nossas operações e produtos possam ter no ambiente. Para minimizar este impacto a D-Link concebe e constrói os seus produtos para que estes sejam o mais inofensivos para o ambiente possível, utilizando materiais recicláveis e não tóxicos tanto nos produtos como nas embalagens.

A D-Link recomenda que desligue os seus produtos D-Link quando estes não se encontrarem em utilização. Com esta acção ajudará a poupar energia e reduzir as emissões de CO₂.

Para saber mais sobre os nossos produtos e embalagens responsáveis a nível ambiental visite www.dlinkgreen.com.

Consignes de sécurité importantes

Veillez lire l'ensemble des instructions de sécurité et de fonctionnement avant d'utiliser votre périphérique :

1. N'ouvrez pas le périphérique et ne tentez pas de l'entretenir ou de le réparer.
2. Vérifiez que le dispositif est branché en position correcte dans le mur, les ports vers le bas.
3. Utilisez le périphérique dans un lieu sec ; évitez les environnements humides.
4. N'immergez pas le périphérique dans un liquide et ne tentez pas de le nettoyer à l'aide de liquides ou de solvants. Pour nettoyer le périphérique, déconnectez-le de la prise et utilisez une serviette humide.
5. Tenez le périphérique à l'abri de la lumière directe du soleil.
6. Ne recouvrez pas les aérations du périphérique et ne les obstruez pas.
7. Vérifiez que le périphérique a un espace suffisant pour sa ventilation.
8. Évitez de placer le périphérique à proximité d'un dispositif de chauffage ou un radiateur.

Attention :

Ce dispositif se conforme à la partie 15 des Règles FCC. L'opération est soumise aux deux conditions suivantes :

1) Ce dispositif ne risque pas de produire des interférences nuisibles, et 2) il doit accepter tous types d'interférences reçues, y compris celles qui peuvent entraîner un dysfonctionnement.

CE EMI Avertissement de classe B

Avertissement : Ce produit est de classe B. Dans un environnement domestique, il peut produire des interférences radio. Dans ce cas, l'utilisateur peut être tenu de prendre des mesures adéquates.