

# xStack

## Technical Specifications

**Port Standard/Function Support**  
 - IEEE 802.3 10BASE-T/802.3u 100BASE-TX/802.3ab 1000BASE-T  
 - ANSI/IEEE 802.3 NWay auto-negotiation  
 - IEEE 802.3x Flow Control  
 - Auto MDI/MDIX  
 - Port mirroring

**SFP Support**  
 - IEEE 802.3z 1000BASE-LX (DEM-310GT transceiver)  
 - IEEE 802.3z 1000BASE-SX (DEM-311GT transceiver)  
 - IEEE 802.3z 1000BASE-LH (DEM-314GT transceiver)  
 - IEEE 802.3z 1000BASE-ZX (DEM-315GT transceiver)

**Software**  
**IP Routing**  
 - IP v.4 support  
 - IP Fragmentation support  
 - Multiple IP interfaces per VLAN\*  
 - Routing protocols supported:  
 Static routing  
 RIP v.1, RIP v.2  
 OSPF v.2 \*

\* Function available in future firmware upgrade

**VLAN**  
 - Port-based VLAN  
 - IEEE 802.1Q Tagged VLAN  
 - GARP/GVRP  
 - Maximum number of VLANs  
 Dynamic: 255  
 Static: 4K

**Priority Queues (CoS)**  
 - Standard: IEEE 802.1p  
 - Maximum number of queues: 8

**Traffic Classification (CoS)**  
 Can be based on user-definable application types:  
 - TOS  
 - Diffserv (DSCP)  
 - Port-based  
 - MAC address  
 - IP address  
 - TCP/UDP port number

**Access Security**  
 - 802.1x port-based access control  
 - 802.1x MAC-based access control  
 - Port security  
 - SSH \*  
 - SSL \*

\* Functions available in future firmware upgrade.

**Access Control List**  
**Multi-layer ACL based on:**  
 - MAC address  
 - TOS  
 - Diffserv (DSCP)  
 - IP address  
 - Packet protocol type  
 - TCP/UDP port number (user-definable application types)  
 - TCP/UDP payload (user-definable packet content)  
 - Per port ACL definition

**Spanning Tree Protocol**  
 - 802.1D Spanning Tree compatible  
 - 802.1w Rapid Spanning Tree  
 - 802.1s Multiple Spanning Tree \*

\* Function available in future firmware upgrade.

**IP Multicast**  
 - IGMP v.2  
 - DVMRP  
 - PIM Dense mode  
 - VRRP \*

\* Function supported in future firmware upgrade.

**Port Trunk**  
 - Maximum number of ports per trunk: 8  
 - Maximum number of trunks per stack: 32  
 - Operation mode support: load sharing  
 - 802.3ad compatible Link Aggregation (LACP)

**Transmission Method**  
 Store-and-Forward

**Jumbo Frame**  
 9,216 bytes (max.)

**Configuration & Management**  
**Management Support**  
 - D-Link SIM (Single IP Management) \*  
 - SNMP v.1, v.2c, v.3  
 - Web-based management  
 - Web GUI traffic monitoring  
 - Web-based MAC address browsing  
 - CLI (command line interface)  
 - RMON monitoring  
 - Telnet server (up to 8 sessions)  
 - TACACS/TACACS+ authentication on switch admin access  
 - RADIUS authentication on switch admin access  
 - SYSLOG  
 - DHCP/Bootp relay  
 - DNS relay  
 - Dual Images  
 - Back-Door function  
 - Port description  
 - CPU utilization monitoring

\* Function available in future firmware upgrade.

**MIBs**  
 - MIB-II (RFC 1213)  
 - Bridge MIB (RFC 1493)  
 - RMON MIB (RFC 1757)  
 - 802.1p Priority Queues (RFC 2674)  
 - 802.1Q VLAN MIB (RFC 2674)  
 - IGMIP MIB (RFC 2833)  
 - If MIB (RFC 2233)  
 - Ethernet-like MIB (RFC 1643)  
 - RIP MIB (RFC 1724)  
 - OSPF MIB (RFC 1850)  
 - CIDR MIB (RFC 2096)  
 - D-Link enterprise MIB

**RMON Groups**  
 1, 2, 3, 9 (Alarm, Statistics, History, Event)





**IP Number Self-identification**  
 Through DHCP client, Bootp client

**Firmware Upgrade**  
 TFTP




# xStack

## Technical Specifications

### Optional SFP Transceiver

Transceiver	DEM-310GT	DEM-311GT	DEM-314GT	DEM-315GT
				
<b>Standard</b>	1000BASE-LX	1000BASE-SX	1000BASE-LHX	1000BASE-ZX
<b>Cable</b>	Single-Mode Fiber	Multi-Mode Fiber	Single-Mode Fiber	Single-Mode Fiber
<b>Maximum Cable Distance</b>	10 km	550 m	50 km	80 km
<b>Current Voltage</b>	3.3V	3.3V	3.3V	3.3V

### Optional Redundant Power Supply

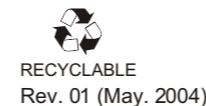
Redundant Power Supply	DPS-500	DPS-800	DPS-900
			
<b>Supplied Power</b>	140 watts	-	-
<b>Chassis</b>	-	2-slot redundant power supply	8-slot redundant power supply



# D-Link

Specifications subject to change without prior notice.  
 D-Link is a registered trademark and xStack is a trademark of D-Link Corporation/D-Link System Inc. All other trademarks belong to their proprietors.

<b>U.S.A</b>	TEL: 1-714-885-6000	FAX: 1-866-743-4905
<b>Canada</b>	TEL: 1-905-8295033	FAX: 1-905-8295223
<b>Europe</b>	TEL: 44-20-8731-5555	FAX: 44-20-8731-5511
<b>Germany</b>	TEL: 49-6196-77990	FAX: 49-6196-7799300
<b>France</b>	TEL: 33-1-30238688	FAX: 33-1-30238689
<b>Netherlands</b>	TEL: 31-10-282-1445	FAX: 31-10-282-1331
<b>Belgium</b>	TEL: 32(0)2-517-7111	FAX: 32(0)2-517-6500
<b>Italy</b>	TEL: 39-2-2900-0676	FAX: 39-2-2900-1723
<b>Iberia</b>	TEL: 34-93-4090770	FAX: 34-93-4910795
<b>Sweden</b>	TEL: 46-(0)8564-61900	FAX: 46-(0)8564-61901
<b>Norway</b>	TEL: 47-22-309075	FAX: 47-22-309085
<b>Denmark</b>	TEL: 45-43-969040	FAX: 45-43-424347
<b>Finland</b>	TEL: 358-9-2707-5080	FAX: 358-9-2707-5081
<b>Singapore</b>	TEL: 65-6774-6233	FAX: 65-6774-6322
<b>Australia</b>	TEL: 61-2-8899-1800	FAX: 61-2-8899-1868
<b>Japan</b>	TEL: 81-3-5434-9678	FAX: 81-3-5434-9868
<b>China</b>	TEL: 86-10-8518-2533	FAX: 86-10-8518-2250
<b>India</b>	TEL: 91-022-652-6696	FAX: 91-022-652-8914
<b>Middle East (Dubai)</b>	TEL: 9714-8834234	FAX: 9714-8834394
<b>Turkey</b>	TEL: 90-212-335-2553	FAX: 90-212-335-2500
<b>Egypt</b>	TEL: 202-414-4295	FAX: 202-415-6704
<b>Israel</b>	TEL: 972-9-9715700	FAX: 972-9-9715601
<b>Latinamerica</b>	TEL: 56-2-232-3185	FAX: 56-2-232-0923
<b>Brazil</b>	TEL: 55-11-55039320	FAX: 55-11-55039321
<b>South Africa</b>	TEL: 27(0)1266-52165	FAX: 27(0)1266-52186
<b>Russia</b>	TEL: 7-095-744-0099	FAX: 7-095-744-0099#350
<b>Taiwan</b>	TEL: 886-2-2910-2626	FAX: 886-2-2910-1515
<b>D-Link Corp.</b>	TEL: 886-2-2916-1600	FAX: 886-2-2914-6299



# D-Link

## Ethernet Switch



# xStack

## The Ultimate Stackable Alternative to Meet Your Chassis Requirements

D-Link's next-generation switches xStacks are high port-density Layer 3 stackable switches that combine the ultimate performance with fault tolerance, security, management functions with flexibility and ease-of-use. All these features typically found in the more expensive chassis-based solutions, at the price of a stackable!

### Fault Tolerant Star Stacking

Each D-Link xStack switch is equipped with 2 stacking ports providing 20Gbps full duplex bandwidth. Up to 6 xStack switches can be stacked with a Stacking Master, itself equipped with 6 stacking ports providing 120Gbps aggregated stacking bandwidth. Star stacking provides fault tolerance, and switch units can be added or removed without interrupting the service of the entire stack. The switches are stacked together through high-speed stack cables, allowing the entire stack to operate as a single high-performance entity.

### Ring Stacking Topology

Shared 40Gbps stacking bandwidth in the ring topology is also provided for installation sites with fewer switches to stack, so you don't have to add a Stacking Master. In a ring stacking scheme, xStack supports up to 12 units per stack. No matter if the Star or Ring topology is employed, you can easily see the ID number of the stacked units from the 7-segment display on the front panel of each switch.

### High Gigabit Port-Density

D-Link's xStack provides up to 48 Gigabit ports per switch in a low-profile 1-U rack-mount case. This gives you up to 312 Gigabit ports per stack in the star architecture, or maximum 336 Gigabit ports per stack in the ring topology. This high Gigabit port density allows your xStack to be deployed either as a core switch or as an easily expandable stack for Gigabit-to-the-desktop applications.

### 10G Uplinks 10 Times the Speed of Gigabit\*

D-Link xStack provides the 10G uplinks for transmission at 10 times the speed of a Gigabit port. The 10G uplinks are available as optional modules each equipped with 2 XFP compliant slots, into which you can install 2 IEEE 802.3ae-compliant XFP transceivers for data transmission at 20,000Mbps in the full duplex mode.

### Complete Solution for Mid-Sized Businesses & Enterprises

Whether you need to bring Gigabit or just conventional 10/100Mbps speed to your organization's desktops, D-Link xStack has the right solution with right port types, port densities and uplinks to match your requirements. With scalability and flexibility built in, individual 10/100Mbps Ethernet and 10/100/1000Mbps Gigabit units may be joined in any combination to evolve with your network needs.

### Wire-speed Packet Routing

D-Link xStack provides wire-speed non-blocking switch fabrics with very fast hardware-based packet filtering/forwarding and instant support for Windows, Unix and Internet environments. Packet routing supports RIP v.1, v.2, OSPF and DVMRP protocols, performed by on-board ASICs at speeds many times faster than CPU-based routers.





### Plug-and-Play Configuration

The xStack simplifies and speeds up your management tasks, as multiple switches can be configured, monitored and maintained from any workstation running a web browser through one single IP address. The stack is managed as a single object, and all stacked units are identified by a single IP address. A simple yet powerful web-based interface allows you to perform most comprehensive management and configuration tasks, eliminating the need for you to install expensive, complex SNMP network management software.

### Easy Expansion Beyond Your xStack

With D-Link SIM (Single IP Management) support, \* you can easily add up to 32 switch units per stack outside of your xStack that are not limited to any specific models. Through the built-in web manager, you can have a Tree View with clear information about the members of the stacks, and your Network Topology that shows the locations of the stacked units and their link information. Your xStack's support for any switch models with embedded Single IP Management means that you can expand your stack to include also L2 access-level or any other switches to accommodate your network growth.

### Comprehensive Security

D-Link's xStack provides a complete set of security features for connectivity and access control. This set includes Access Control Lists (ACLs) based on MAC address, switch port, IP address, and/or TCP/UDP port numbers, 802.1x user authentication and MAC address control. The xStack also provides central management for administration access via TACACS/TACACS+ and RADIUS. Together with network application control, this security ensures that not only proper user access is served, but malicious traffic is also prevented from being spread across the network.

### Enhanced Network Performance & Availability

D-Link's xStack provides extensive VLAN support including GARP/GVRP and 802.1Q to enhance network security and performance. Bandwidth control allows you to set traffic limit for each port to control the traffic

volume from the edge of the network. The xStack supports redundant power option to maximize network uptime. Other features include 802.3ad Link Aggregation, 802.1d Spanning Tree and 802.1w Rapid Spanning Tree to increase network reliability and availability of your stack.

### Multi-layer Quality of Service (QoS)

The xStack implements a robust set of multi-layer (L2, L3, L4) QoS/CoS features to ensure that critical network services like VoIP, ERP, Intranet and video conference are served with proper priority. Up to 8 priority queues for 802.1p/TOS/DiffServ are supported, with classification and marking based on MAC SA/DA, IP SA/DA, and/or TCP/UDP port numbers.

### Virtual Router Redundancy Protocol (VRRP) Support

D-Link xStack supports the Virtual Router Redundancy Protocol (VRRP), allowing several L3 switches on a multi-access link to utilize the same virtual IP address. One switch will be elected as a master with the other switches acting as backups in case of the failure of the master router. This VRRP support provides convenience, permitting your host system to be configured manually or via DHCP with a single default gateway.

### Extensive Network Management Functions


The xStack supports a variety of network management options including: console CLI, Telnet configuration, web-based and SNMP v.1, v.2c, v.3 management, RMON monitoring, TFTP firmware upgrade, Port Mirroring for troubleshooting, Bootp and DHCP IP assignment. The xStack also supports a variety of advanced traffic management options including: 802.1x, Bandwidth Control, Broadcast Storm Prevention, and support for IGMP v.1, v.2 snooping.

- Advanced Access Control Lists (ACL), enhanced TACACS/TACACS+ and RADIUS authentication
- 802.3ad Link Aggregation port trunks
- Jumbo frame support
- High availability with redundant power supply, Spanning Tree support
- Single IP Management, SNMP v.1, v.2c, v.3 support, RMON monitoring, Syslog, web-based management, Telnet, CLI through console port

\* D-Link SIM (Single IP Management) support for xStack available in firmware upgrade in the near future. 10G supported on switch models DXS-3326GSR and DXS-3350SR only.

## The xStack Switches & Modules

DGS-3324SRi	DGS-3324SR	DXS-3350SR
<b>24-Port L3 Gigabit Stacking Master</b>	<b>24-Port L3 Gigabit Switch</b>	<b>50-Port L3 Gigabit Switch</b>
<ul style="list-style-type: none"> <li>24 1000BASE-T Ports</li> <li>8 Combo SFP</li> <li>6 Stacking Ports</li> </ul>	<ul style="list-style-type: none"> <li>24 1000BASE-T Ports</li> <li>4 Combo SFP</li> <li>2 Stacking Ports</li> </ul>	<ul style="list-style-type: none"> <li>48 1000BASE-T Ports</li> <li>4 Combo SFP</li> <li>2 Stacking Ports</li> <li>1 Open Slot for Optional 10G Uplink Module</li> </ul>
DES-3352SR	DXS-3326GSR	DEM-420X
<b>52-Port L3 10/100Mbps Switch</b>	<b>26-Port L3 Gigabit Switch</b>	<b>Optional 10G Uplink Module</b>
<ul style="list-style-type: none"> <li>48 10/100BASE-TX Ports</li> <li>2 1000BASE-T Ports</li> <li>2 SFP</li> <li>2 Stacking Ports</li> </ul>	<ul style="list-style-type: none"> <li>24 SFP</li> <li>4 Combo 1000BASE-T Ports</li> <li>2 Stacking Ports</li> <li>1 Open Slot for Optional 10G Uplink Module</li> </ul>	<ul style="list-style-type: none"> <li>10G Module With 2 XFP</li> </ul>






xStack™ - Ring (Bus) Architecture



xStack™ - Star Architecture

## Technical Specifications

	DGS-3324SRi	DGS-3324SR	DES-3352SR	DXS-3326GSR	DXS-3350SR
<b>Hardware</b>					
Built-in Ports	24 10/100/1000BASE-T Gigabit	24 10/100/1000BASE-T Gigabit	48 10/100BASE-TX Ethernet, 2 10/100/1000BASE-T Gigabit, 2 SFP Gigabit	24 SFP Gigabit	48 10/100/1000BASE-T Gigabit
Combo Ports	8 Combo SFP Gigabit	4 Combo SFP Gigabit	-	4 Combo 10/100/1000BASE-T Gigabit	4 Combo SFP Gigabit
Stacking Ports	6 10Gigabit	2 10Gigabit	2 10Gigabit	2 10Gigabit	2 10Gigabit
Open Slots	-	-	-	1	1
Optional Module	-	-	-	2 XFP 10Gigabit	2 XFP 10Gigabit
CompactFlash Slot	✓	-	-	-	-
Switch Fabric	168Gbps	88Gbps	57.6Gbps	128Gbps	176Gbps
Packet Forwarding Rate	125Mpps	65.5Mpps	43Mpps	95Mpps	131Mpps
Packet Buffer Memory	2MB	2MB	NA	2MB	4MB
IP Address Table Maximum Entries	4K	4K	4K	4K	4K
MAC Address Table Maximum Entries	16K	16K	16K	16K	16K
RS-232 Console Port	✓	✓	✓	✓	✓
<b>Physical &amp; Environmental</b>					
Dimensions (W x D x H)	441 x 207 x 44 mm 19-Inch Rack-Mount Width, 1U Height	441 x 207 x 44 mm 19-Inch Rack-Mount Width, 1U Height	441 x 210 x 44 mm 19-Inch Rack-Mount Width, 1U Height	441 x 430 x 44 mm 19-Inch Rack-Mount Width, 1U Height	441 x 430 x 44 mm 19-Inch Rack-Mount Width, 1U Height
Weight (Without Optional Module)	3.15 kg	3.15 kg	4.75 kg	6.5 kg	6.41 kg
Emission (EMI)	FCC Class A, CE Class A	FCC Class A, CE Class A	FCC Class A, CE Class A	FCC Class A, CE Class A	FCC Class A, CE Class A
Safety	CSA International	CSA International	CSA International	CSA International	CSA International
Power Supply	100 to 120VAC, 200 to 240VAC, 50/60Hz Internal Universal Power Supply	100 to 120VAC, 200 to 240VAC, 50/60Hz Internal Universal Power Supply	100 to 120VAC, 200 to 240VAC, 50/60Hz Internal Universal Power Supply	100 to 120VAC, 200 to 240VAC, 50/60Hz Internal Universal Power Supply	100 to 120VAC, 200 to 240VAC, 50/60Hz Internal Universal Power Supply
Optional External Redundant Power Supply	✓	✓	✓	✓	✓
Power Consumption	90 watts (max.)	90 watts (max.)	80 watts (max.)	140 watts (max.)	143 watts (max.)
Ventilation	2 40 x 40 mm DC fans, 1 60 x 60 mm DC fan	2 40 x 40 mm DC fans, 1 60 x 60 mm DC fan	2 40 x 40 mm DC fans	2 40 x 40 mm DC fans, 1 60 x 60 mm DC fan	2 40 x 40 mm DC fans
Operating Temperature	0° to 40 °C	0° to 40 °C	0° to 40 °C	0° to 40 °C	0° to 40 °C
Storage Temperature	-25° to 55 °C	-25° to 55 °C	-25° to 55 °C	-25° to 55 °C	-25° to 55 °C
Humidity	5% to 95% non-condensing	5% to 95% non-condensing	5% to 95% non-condensing	5% to 95% non-condensing	5% to 95% non-condensing

### Key Features

- High port density per switch, with comprehensive 10/100Mbps, copper Gigabit, SFP fiber Gigabit support
- Very high-speed 10G uplink option 10 times faster than Gigabit \*
- Fault tolerant star stacking
- Up to 6 units per stack, maximum 312 Gigabit ports per stack (star stacking)
- Up to 12 units per stack, maximum 336 Gigabit ports per stack (ring stacking)
- High bandwidth 120Gbps star stacking, 40Gbps ring stacking
- Wire-speed packet routing supporting RIP v.1, v.2, OSPF, DVMRP, PIM Dense mode
- Per-port bandwidth control & multi-layer (L2, L3, L4) QoS/CoS

## Ethernet Switch