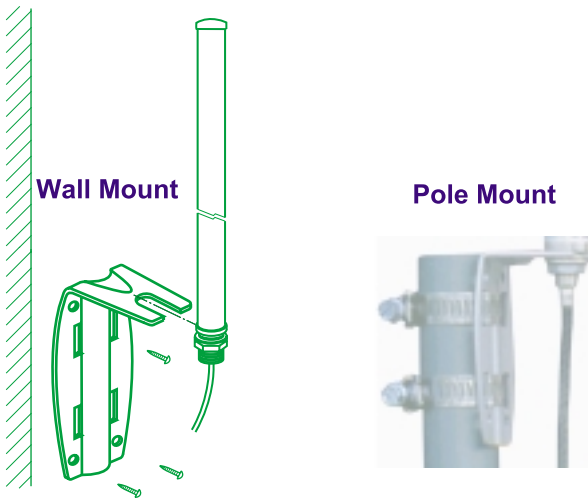


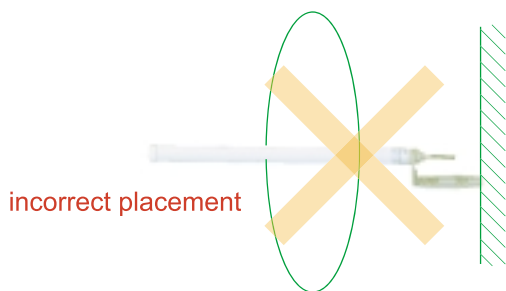
# D-Link ANT24-0500 Indoor/Outdoor Omni- Directional Antenna

Remove one default antenna from the wireless device and start to assemble!





### Installation Note:

1. use L- type mounting to fix with antenna
2. use 4 plastic anchor with (4) screws to install the antenna onto the wall.
3. use band clamp ( 2pcs ) to fix the antenna on the pole.

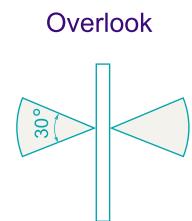


### CAUTION:

Please always place the antenna vertically to the horizontal surface, not recommend to mount the antenna perpendicular to walls.



Horizontal coverage



Vertical coverage

Frequency band	2400-2500MHz
Antenna gain	5.0 dBi
VSWR	2.0 max
Polarization	Linear vertical
HPBW / H-plane	360°
HPBW / E-plane	32°
Impedence	50 Ohms
Dimensions LxWxH	∅19x310 mm
Weight	180g without joint

### Package Contents:

- ANT24-0500 Antenna
- Extension Cable ( 3m )
- Mounting Kit
- Quick Installation Guide